

MADISON COUNTY, MISSISSIPPI
TAX LEVIES
FOR THE FISCAL YEAR ENDING SEPTEMBER 30, 2026

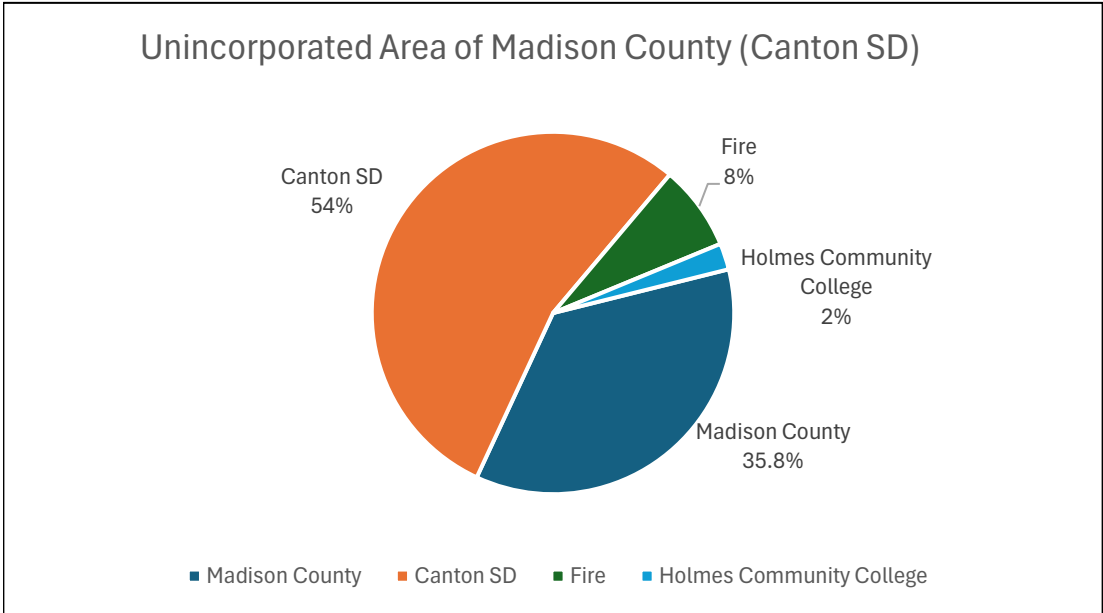
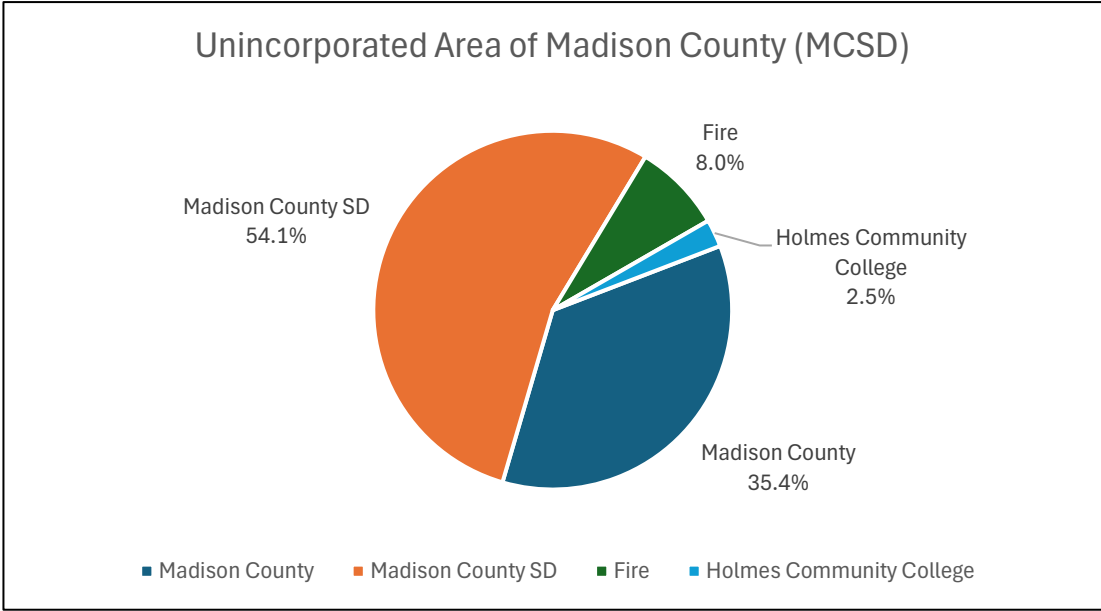
	<u>Miss. Code</u> <u>Section</u>	<u>Fund</u> <u>Number</u>	<u>Levy</u> <u>Mills</u>
General County	27-39-303	001	14.94
Reappraisal Trust	27-39-329	002	1.00
Library	39-3-5	095	1.00
Mapping and Reappraisal	27-39-325	096	.06
Solid Waste	19-5-21	105	3.85
Fire Protection	83-1-39	115	1.10
Economic Development	HB 1874, 1988	137	.45
	Local & Private		
Road and Bridge Maintenance	27-39-305	150	3.56
Bridge and Culvert	65-15-7	160	1.60
Countywide Interest and Sinking	19-9-9	226	8.37
Holmes Community College Maintenance	37-29-141	690	1.00
Holmes Community College Special	37-29-141	691	1.50
TOTAL MILLS			38.13
Fire Districts			
South Madison	19-5-189	116	10.00
Valley View	19-5-189	117	9.00
Kearney Park	19-5-189	118	6.00
Farmhaven	19-5-189	119	12.00
Southwest Madison	19-5-189	120	11.62
Camden	19-5-189	121	4.00
Central Madison County	19-5-189	122	8.00
MegaSite	19-5-189	123	8.00
<u>Madison County School District</u>			
Mississippi Code Section 37-57-1, et.seq.			
Maintenance			50.55
Bond and Interest Sinking			4.00
TOTAL MILLS			54.55
<u>Forest Acreage</u>	49-19-115		.09/acre
<u>Persimmon Burnt Corn</u>			
<u>Water Management District</u>	51-29-33		.4236

Sworn to and Certified by Ronny Lott, Clerk of the Board of Supervisors this the
2nd Day of September, 2025.

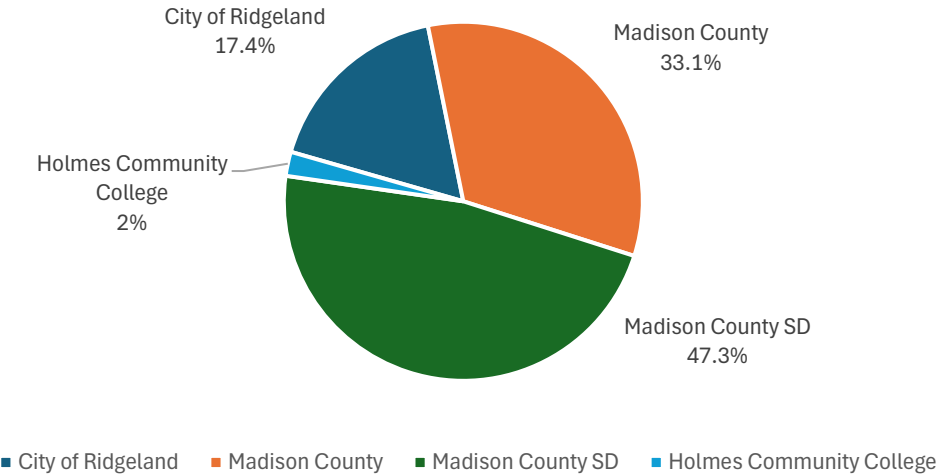
Ronny Lott, Chancery Clerk

Distribution of Tax Levies

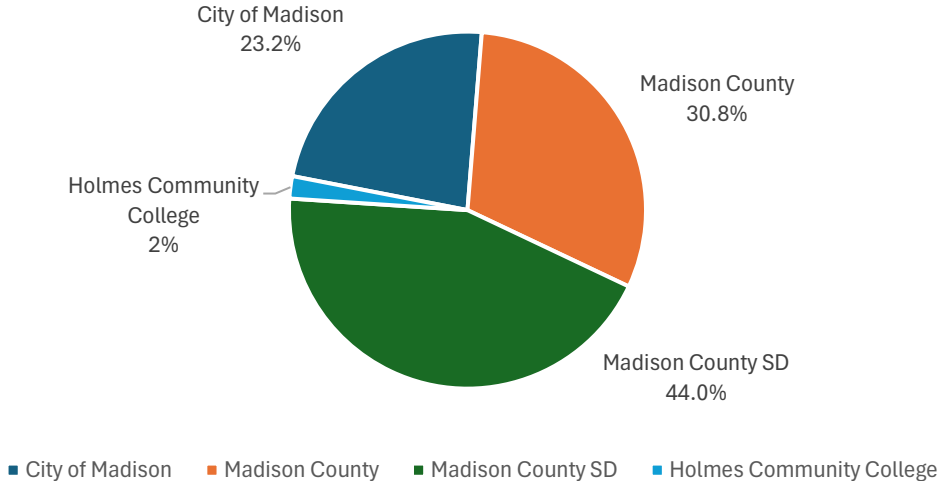
The graph that corresponds to the location of the taxable property provides an idea of each entity's proportionate share of tax collections based on FY 25 millage rates.*



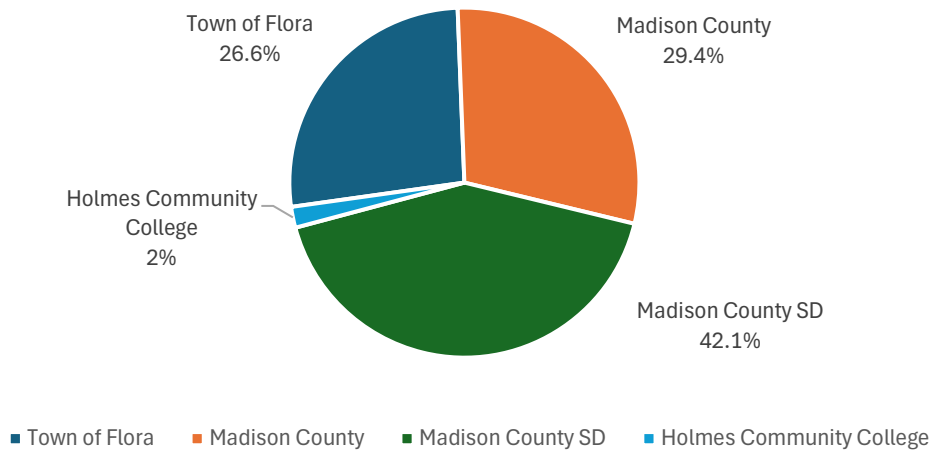
City of Ridgeland



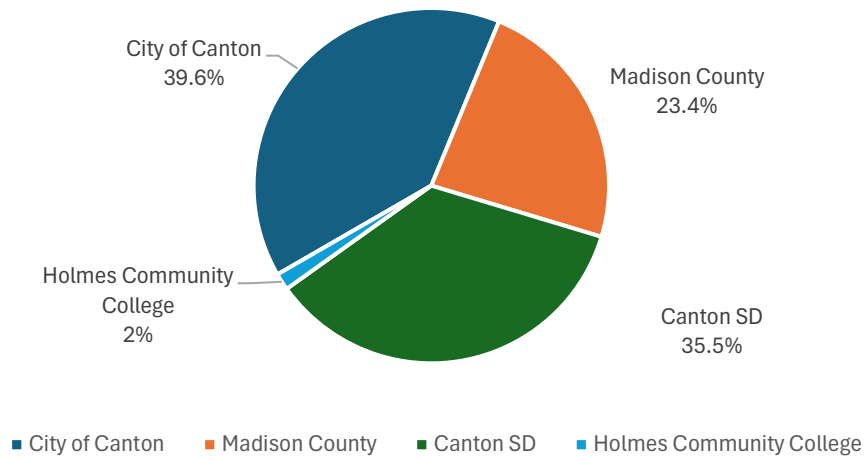
City of Madison



Town of Flora



City of Canton



All millage information obtained through the Department of Revenue FY '25 Millage Report available at <https://www.dor.ms.gov/sites/default/files/Property/2024%20-%202025%20Homestead%20-%20Millage%20rate%20report%202.pdf>

Fire millage was calculated as the average millage across all districts for FY 25.

The reported county millage of 38.13 includes the 2.5 mills for Holmes. The Holmes millage is separated above to provide a more accurate representation of the breakdown of residents' taxes.

*For informational purposes only. Certain assumptions, including but not limited to averaging all fire districts' millage for FY 25 and omitting immaterial levies, have been made for simplicity. Consult the Madison County Tax Collector's Office for bill estimates.